

Battery & Charger Stands
Battery Roller Stands



BHS Battery Roller Stands provide the ideal location to charge, store, and exchange traction batteries with convenience and ease. Battery Roller Stands are constructed with heavy-duty steel for durability and spark-proof, poly-sleeved rollers to make battery transfers safe and easy. Countless compartment configurations, safety features, and options are available to provide custom solutions.

SYSTEM STANDS

Heavy-duty, steel-constructed System Stands complement your Operator Aboard Battery Extractor. The complete line of System Stands is available in Single Level, Double Stack, Triple Stack and Quad Stack models to accommodate system requirements.

MODEL SERIES

EBS-SL: Single Level System Stand

EBS-DS: Double Stack System Stand

EBS-TS: Triple Stack System Stand

EBS-QS: Quad Stack System Stand



Flip-up Battery Safety Stop*



Welded System Feet (SL)



Hitch Pins

FEATURES & BENEFITS

- Spark-proof, poly-sleeved rollers reduce corrosive build-up and extend product life
- Extra-heavy-duty construction for long service life
- Models available in various compartment widths to accommodate batteries from 15" to 48" (381 mm to 1219 mm)
- Hitch pin-secured roller axles for ease of maintenance
- Rearward-pitched battery slots to assist in battery retention
- Welded system feet
- Eight rollers per compartment for added durability (DS, TS, QS models); Six rollers per compartment (SL models)
- Foot pad dimensions for DS, TS, and QS models: 0.75" x 6" x 8" (19 mm x 152 mm x 203 mm); for SL models: 0.25" x 3" x 5" (6 mm x 76 mm x 127 mm)
- Charger connector mounting holes and charger cable routing holes*
- Adjustable rear-mount charger shelves*
- 24" (610 mm) deep charger shelf**
- Auxiliary backstops provide compartment depths from 21" to 49.5" (533 mm to 1257 mm)*
- Adjustable backstops provide compartment depths from 18" to 49.5" (457 mm to 1257 mm)**
- Back panel separates charging batteries, which produce hydrogen gas, from chargers*
- Bolt-together shelf design for reduced shipping cost**
- Custom designs available to fit all battery changing requirements



Adjustable Charger Shelf Brackets*



Adjustable Battery Backstop**

OPTIONS

Cable Retractor (CR-1)

Utilizes a heavy-duty spring with safety chain and restrainer to secure battery cables and prevent cable damage

Drip Pan (DP)

Contains spills, maintaining a cleaner, safer environment

Leg Extension (BS-LE)

Increases roller height beyond standard 8" (203 mm) height up to 24" (610 mm)

Note: Consult factory for this option

Auxiliary Charger Shelf (EBS-CS)

Doubles charger quantity capacity

Without Charger Shelf (-1)

Excludes charger shelf when not required

Rubber Backstop (BS-RBR-STP)

Cushions battery during placement into stand

Note: One per compartment required, slightly reduces compartment depth

Strut Mounting (EBS-SM)

For mounting vertical-mount chargers to rear of stand

	EBS-SL	EBS-DS	EBS-TS	EBS-QS
Cable Retractor	•			
Drip Pan		•	•	•
Leg Extension	•			
Auxiliary Charger Shelf	•			
Without Charger Shelf	•			
Rubber Backstop		•	•	•
Strut Mounting		•	•	•

* Applies to DS, TS & QS models only

** Applies to SL models only

MODELS & SPECIFICATIONS (IMPERIAL / METRIC)

SINGLE LEVEL SYSTEM STANDS

Model	Roller Compartment Width	O.A. Width	Compartment Depth Min	Compartment Depth Max
EBS-15-2-SL	15" / 381 mm	35.5" / 902 mm	18" / 457 mm	49.5" / 1257 mm
EBS-15-3-SL	15" / 381 mm	51.375" / 1305 mm	18" / 457 mm	49.5" / 1257 mm
EBS-15-4-SL	15" / 381 mm	69.5" / 1765 mm	18" / 457 mm	49.5" / 1257 mm
EBS-15-6-SL	15" / 381 mm	101.25" / 2572 mm	18" / 457 mm	49.5" / 1257 mm
EBS-18-2-SL	18" / 457 mm	41.5" / 1054 mm	18" / 457 mm	49.5" / 1257 mm
EBS-18-4-SL	18" / 457 mm	81.5" / 2070 mm	18" / 457 mm	49.5" / 1257 mm
EBS-18-6-SL	18" / 457 mm	121.5" / 3086 mm	18" / 457 mm	49.5" / 1257 mm
EBS-21-2-SL	21" / 533 mm	47.5" / 1207 mm	18" / 457 mm	49.5" / 1257 mm
EBS-21-4-SL	21" / 533 mm	93.5" / 2375 mm	18" / 457 mm	49.5" / 1257 mm
EBS-24-2-SL	24" / 610 mm	53.5" / 1359 mm	18" / 457 mm	49.5" / 1257 mm
EBS-27-2-SL	27" / 686 mm	59.5" / 1511 mm	18" / 457 mm	49.5" / 1257 mm
EBS-27-3-SL	27" / 686 mm	91.875" / 2334 mm	18" / 457 mm	49.5" / 1257 mm
EBS-30-2-SL	30" / 762 mm	69.5" / 1765 mm	18" / 457 mm	49.5" / 1257 mm
EBS-30-3-SL	30" / 762 mm	101.25" / 2572 mm	18" / 457 mm	49.5" / 1257 mm
EBS-33-2-SL	33" / 838 mm	73.75" / 1873 mm	18" / 457 mm	49.5" / 1257 mm
EBS-33-3-SL	33" / 838 mm	109.875" / 2791 mm	18" / 457 mm	49.5" / 1257 mm
EBS-36-2-SL	36" / 914 mm	81.5" / 2070 mm	18" / 457 mm	49.5" / 1257 mm
EBS-36-3-SL	36" / 914 mm	121.5" / 3086 mm	18" / 457 mm	49.5" / 1257 mm
EBS-42-2-SL	42" / 1067 mm	93.5" / 2375 mm	18" / 457 mm	49.5" / 1257 mm

Note: 8" roller height is standard. If charger shelf frame is not required, use suffix (-1).
For example EBS-15-2-SL-1

DOUBLE STACK SYSTEM STANDS

Model	Roller Compartment Width	O.A. Width	Compartment Depth
EBS-15-4-DS	15" / 381 mm	38" / 965 mm	49.25" / 1251 mm
EBS-15-8-DS	15" / 381 mm	73" / 1854 mm	49.25" / 1251 mm
EBS-18-4-DS	18" / 457 mm	44" / 1118 mm	49.25" / 1251 mm
EBS-18-8-DS	18" / 457 mm	85" / 2159 mm	49.25" / 1251 mm
EBS-21-4-DS	21" / 533 mm	50" / 1270 mm	49.25" / 1251 mm
EBS-21-8-DS	21" / 533 mm	97" / 2464 mm	49.25" / 1251 mm
EBS-24-4-DS	24" / 610 mm	56" / 1422 mm	49.25" / 1251 mm
EBS-24-8-DS	24" / 610 mm	109" / 2769 mm	49.25" / 1251 mm
EBS-30-2-DS	30" / 762 mm	38" / 965 mm	49.25" / 1251 mm
EBS-30-4-DS	30" / 762 mm	73" / 1854 mm	49.25" / 1251 mm
EBS-36-2-DS	36" / 914 mm	44" / 1118 mm	49.25" / 1251 mm
EBS-36-4-DS	36" / 914 mm	85" / 2159 mm	49.25" / 1251 mm
EBS-42-2-DS	42" / 1067 mm	50" / 1270 mm	49.25" / 1251 mm
EBS-42-4-DS	42" / 1067 mm	97" / 2464 mm	49.25" / 1251 mm
EBS-48-2-DS	48" / 1219 mm	56" / 1422 mm	49.25" / 1251 mm
EBS-48-4-DS	48" / 1219 mm	109" / 2769 mm	49.25" / 1251 mm

TRIPLE STACK SYSTEM STANDS

Model	Roller Compartment Width	O.A. Width	Compartment Depth
EBS-15-6-TS	15" / 381 mm	38" / 965 mm	49.25" / 1251 mm
EBS-15-12-TS	15" / 381 mm	73" / 1854 mm	49.25" / 1251 mm
EBS-18-6-TS	18" / 457 mm	44" / 1118 mm	49.25" / 1251 mm
EBS-18-12-TS	18" / 457 mm	85" / 2159 mm	49.25" / 1251 mm
EBS-21-6-TS	21" / 533 mm	50" / 1270 mm	49.25" / 1251 mm
EBS-21-12-TS	21" / 533 mm	97" / 2464 mm	49.25" / 1251 mm
EBS-24-6-TS	24" / 610 mm	56" / 1422 mm	49.25" / 1251 mm
EBS-24-12-TS	24" / 610 mm	109" / 2769 mm	49.25" / 1251 mm
EBS-30-3-TS	30" / 762 mm	38" / 965 mm	49.25" / 1251 mm
EBS-30-6-TS	30" / 762 mm	73" / 1854 mm	49.25" / 1251 mm
EBS-36-3-TS	36" / 914 mm	44" / 1118 mm	49.25" / 1251 mm
EBS-36-6-TS	36" / 914 mm	85" / 2159 mm	49.25" / 1251 mm
EBS-42-3-TS	42" / 1067 mm	50" / 1270 mm	49.25" / 1251 mm
EBS-42-6-TS	42" / 1067 mm	97" / 2464 mm	49.25" / 1251 mm
EBS-48-3-TS	48" / 1219 mm	56" / 1422 mm	49.25" / 1251 mm
EBS-48-6-TS	48" / 1219 mm	109" / 2769 mm	49.25" / 1251 mm

QUAD STACK SYSTEM STANDS

Model	Roller Compartment Width	O.A. Width	Compartment Depth
EBS-15-8-QS	15" / 381 mm	38" / 965 mm	49.25" / 1251 mm
EBS-15-16-QS	15" / 381 mm	73" / 1854 mm	49.25" / 1251 mm
EBS-18-8-QS	18" / 457 mm	44" / 1118 mm	49.25" / 1251 mm
EBS-18-16-QS	18" / 457 mm	85" / 2159 mm	49.25" / 1251 mm
EBS-21-8-QS	21" / 533 mm	50" / 1270 mm	49.25" / 1251 mm
EBS-21-16-QS	21" / 533 mm	97" / 2464 mm	49.25" / 1251 mm
EBS-24-8-QS	24" / 610 mm	56" / 1422 mm	49.25" / 1251 mm
EBS-24-16-QS	24" / 610 mm	109" / 2769 mm	49.25" / 1251 mm
EBS-30-4-QS	30" / 762 mm	38" / 965 mm	49.25" / 1251 mm
EBS-30-8-QS	30" / 762 mm	73" / 1854 mm	49.25" / 1251 mm
EBS-36-4-QS	36" / 914 mm	44" / 1118 mm	49.25" / 1251 mm
EBS-36-8-QS	36" / 914 mm	85" / 2159 mm	49.25" / 1251 mm
EBS-42-4-QS	42" / 1067 mm	50" / 1270 mm	49.25" / 1251 mm
EBS-42-8-QS	42" / 1067 mm	97" / 2464 mm	49.25" / 1251 mm
EBS-48-4-QS	48" / 1219 mm	56" / 1422 mm	49.25" / 1251 mm
EBS-48-8-QS	48" / 1219 mm	109" / 2769 mm	49.25" / 1251 mm

EBS Model Number Key: EBS-XX-Y-ZZ

XX = Roller Compartment width

Y = Number of Compartments

ZZ = Single Level, Double Stack, Triple Stack, Quad Stack

FORK ACCESS BATTERY STAND

Lift trucks designed without battery roller beds, requiring non-traditional battery exchange with a pallet truck are the perfect application for the Fork Access Battery Stand (BSFA). The BSFA stores a single battery, accepting a variety of battery sizes, and is available in models compatible with either standard 18" or 27" (457 mm or 686 mm) pallet trucks. BSFA models provide an option in charger storage (charger shelf, vertical-mount, or neither).

FEATURES & BENEFITS

- All models are knock down flat, include (2) pedestals for battery center support, and are supplied with different sized shims for installation levelness
- Durable powder coat finish resists both acid and scratches
- Shelf-mount models include SB connector mounting holes
- Vertical-mount models include SB connector mounting bracket
- Angled front rails to aid in guiding pallet truck into stand
- Welded system feet with anchor holes
- Spark proof UHMW polyethylene battery resting strips prevent direct contact between battery and stand
- UHMW strip on back rail for additional battery isolation
- Charger anchoring slots for securing most makes of chargers
- Accommodates batteries up to 50" (1270 mm) long
- 5.125" (130 mm) top of battery slides for battery transfer with most pallet trucks



BSFA-526-SM

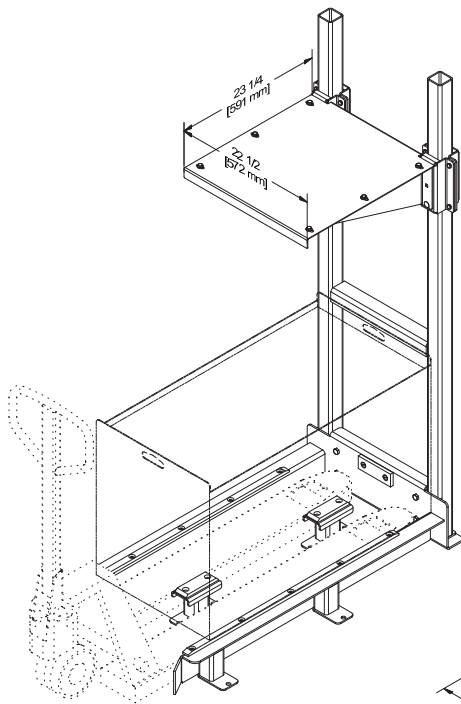
MODELS & SPECIFICATIONS (IMPERIAL / METRIC)

	BSFA-526-SM	BSFA-526-VM	BSFA-526-1	BSFA-857-SM	BSFA-857-VM	BSFA-857-1
Charger Mount Type	Shelf Mount	Vertical Mount	No Charger Mount	Shelf Mount	Vertical Mount	No Charger Mount
Min Battery Width	20.688" / 526 mm			33.75" / 857 mm		
Max Battery Height*	38" / 966 mm			38" / 966 mm		
Max Battery Length	50" / 1270 mm			50" / 1270 mm		
Battery Deck Height	5.063" / 129 mm			5.063" / 129 mm		
Battery Deck Capacity	4,000 lb / 1814 kg			4,000 lb / 1814 kg		
Charger Mount Capacity	250 lb / 113 kg	250 lb / 113 kg	N/A	250 lb / 113 kg	250 lb / 113 kg	N/A
Charger Shelf (W x D)	31.5" x 22.5" / 800 mm x 572 mm			31.5" x 26" / 800 mm x 660 mm		
Charger Width (-VM only)	N/A	3" / 77 mm Min 15.875" / 404 mm Max	N/A	N/A	10" / 254 mm Min 24.875" / 632 mm Max	N/A
Charger Height (-VM only)†	N/A	4" / 102 mm Min 38" / 966 mm Max	N/A	N/A	4" / 102 mm Min 38" / 966 mm Max	N/A
Charger Mounting Slots (-VM only)	N/A	0.563" x 15.875" 14 mm x 403 mm	N/A	N/A	0.563" x 24.875" 14 mm x 632 mm	N/A
Max O.A. Fork Width	18" / 458 mm			27" / 686 mm		
Min Fork Spacing‡	4" / 102 mm			4" / 102 mm		
Overall Dimensions (W x D x H)	29.25" x 52" x 72.5" 743 mm x 1321 mm x 1842 mm			39.25" x 52" x 72.5" 997 mm x 1321 mm x 1842 mm		

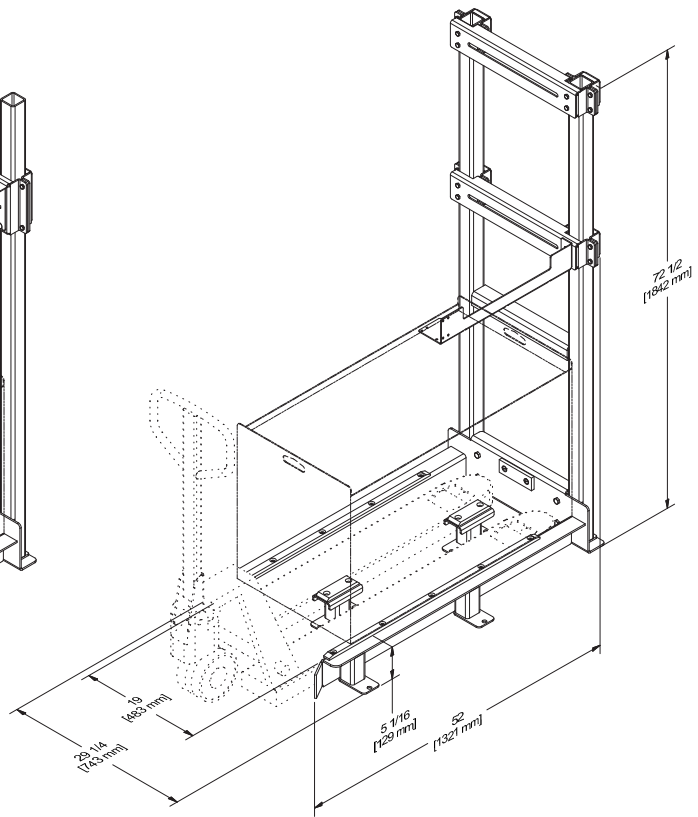
* Max battery height based on -VM option with 24" / 610 mm tall charger.

† Max charger height with 24.688" / 627 mm tall battery

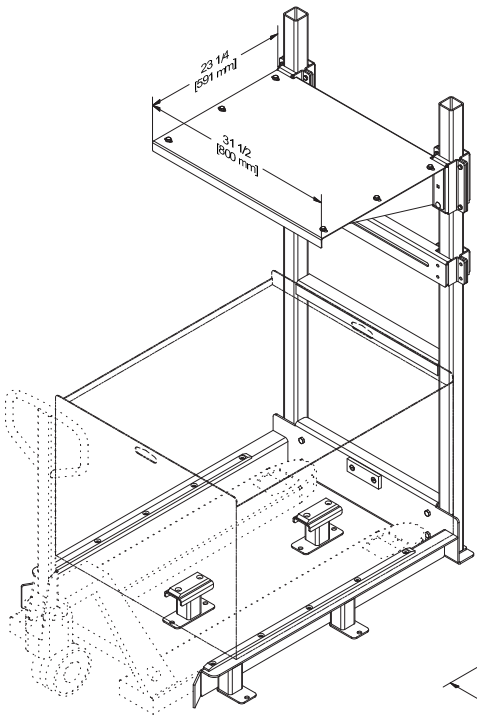
‡ Min fork spacing only applicable with center pedestal supports installed



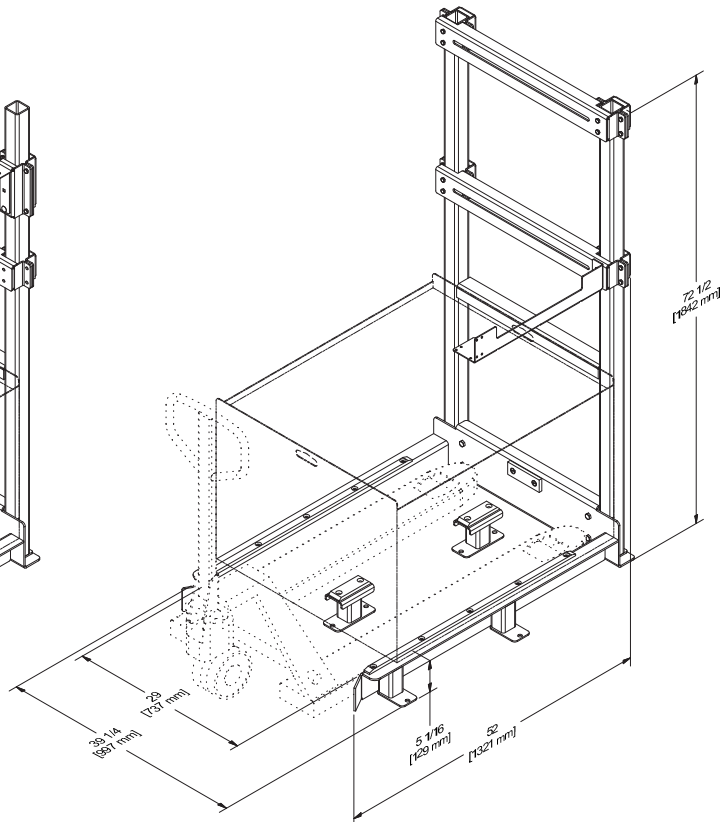
BSFA-526-SM



BSFA-526-VM



BSFA-857-SM



BSFA-857-VM

ADJUSTABLE HEIGHT BATTERY STAND

The Adjustable Height Battery Stand (BS-OF) provides a safe and durable storage location for forklift batteries. Constructed with heavy-duty steel, the BS-OF is conveniently built to store up to two batteries. The threaded rod feet are positioned on the outside of the frame, allowing the roller height to be adjusted from 4" to 13" (102 mm to 330 mm). The auxiliary backstop (adjustable in six positions or can be removed) provides compartment depths from 18" to 49.5" (457 mm to 1257 mm). The BS-OF is the perfect solution for battery storage maintenance needs.

FEATURES & BENEFITS

- Two battery compartments
- Spark-proof, poly-sleeved rollers reduce corrosive build-up and extend product life
- Hitch pin-secured roller axles for ease of maintenance
- Rearward-pitched battery slots to assist in battery retention
- Threaded rod outboard feet with adjustable roller height from 4" to 13" (102 mm to 330 mm)
- Seven rollers per compartment
- Adjustable backstop provides compartment depths from 18" to 49.5" (457 mm to 1257 mm)
- "-R" models include battery compartment dividers for additional vertical safety



BS18-2-OF

MODELS & SPECIFICATIONS

Model	Roller Compartment Width	Roller Compartment Depth
BS15-2-OF	15" / 381 mm	18" to 49.5" / 457 mm to 1257 mm
BS15-2-OF-R	15" / 381 mm	18" to 49.5" / 457 mm to 1257 mm
BS18-2-OF	18" / 457 mm	18" to 49.5" / 457 mm to 1257 mm
BS18-2-OF-R	18" / 457 mm	18" to 49.5" / 457 mm to 1257 mm



BS15-2-OF-R

TRAVELING BATTERY STAND

The BHS Traveling Battery Stand (TBS) is track-mounted with the capacity to hold both a charged battery and a discharged battery during battery change-out. The TBS also provides a location for the discharged battery to recharge.

FEATURES & BENEFITS

- ± 0.5" (± 13 mm) adjustable legs for added convenience
- Spark-proof, poly-sleeved rollers reduce corrosive build-up and extend product life
- Efficient one-person changing system
- Easy-grip push handles
- Available with two (2TBS) or three (3TBS) compartments
- 6" (152 mm) minimum roller height (only 6" height is non-adjustable, anchored to floor)
Note: roller height required when ordering
- 3,600 lb (1633 kg) total capacity
- Custom-built models also available to meet unique specifications

MODELS & SPECIFICATIONS

Model	Compartment Width	Compartment Depth	Track Dimension
2TBS-1040	10" / 254 mm	40" / 1016 mm	48" x 40" / 1219 mm x 1016 mm
2TBS-1540	15" / 381 mm	40" / 1016 mm	64" x 40" / 1626 mm x 1016 mm
2TBS-2140	21" / 533 mm	40" / 1016 mm	80" x 40" / 2032 mm x 1016 mm
3TBS-1040	10" / 254 mm	40" / 1016 mm	70" x 40" / 1778 mm x 1016 mm
3TBS-1540	15" / 381 mm	40" / 1016 mm	96" x 40" / 2438 mm x 1016 mm
3TBS-1850	18" / 457 mm	50" / 1270 mm	105" x 50" / 2667 mm x 1270 mm



TBS shown with optional Charger Wall Bracket (CWB)

BATTERY SERVICE STAND

The BHS Battery Service Stand (BSS) is constructed with heavy-duty steel and provides a convenient place to temporarily store an industrial battery during lift truck service. The BSS is also ideal for storing a Drop-In Roller while not in use.

FEATURES & BENEFITS

- $\pm 0.5"$ (± 13 mm) adjustable legs for added convenience
- Spark-proof, poly-sleeved rollers reduce corrosive build-up and extend product life
- Standard roller height available from 4.5" to 10" (114 mm to 254 mm)
Note: roller height required when ordering
- 40" (1016 mm) standard roller bed depth
- Custom-built models also available to meet unique specifications

OPTIONS

Leg Extension (BS-LE)

Increases roller height beyond standard height up to 25.9" (658 mm)

Note: Consult Factory on this option

Extended Compartment Depth (-46)

Increases roller compartment depth to 46" (1168 mm)

Extended Compartment Depth (-50)

Increases roller compartment depth to 50" (1270 mm)

MODELS & SPECIFICATIONS

Model	Roller Compartment Depth	Roller Compartment Width	Frame Width	O.A. Stand Width
BSS-15	40" 1016 mm	15" 381 mm	16.125" 410 mm	17" 432 mm
BSS-18	40" 1016 mm	18" 457 mm	19.125" 486 mm	20" 508 mm
BSS-21	40" 1016 mm	21" 533 mm	22.125" 562 mm	23" 584 mm
BSS-24	40" 1016 mm	24" 610 mm	25.125" 638 mm	26" 660 mm
BSS-30	40" 1016 mm	30" 762 mm	32" 813 mm	33" 838 mm
BSS-24-50-ADJ*	50" 1270 mm	24" 610 mm	25.125" 638 mm	26" 660 mm
BSS-24-ADJ-D**	40" 1016 mm	24" 610 mm	25.125" 638 mm	26" 660 mm

* Adjustable roller height from 4.5" to 14.5" (114 mm to 368 mm)

† Dolly handle and casters allow transport from truck to worksite; not for use while battery loaded.



BSS-18



BSS-24-50-ADJ



BSS-24-ADJ-D

